

“DUAL BOND” OF POLYFLOR VINYL SHEET AND PLANK FLOORING APPLICATIONS

with Damtec[®] Color Acoustic Underlay







As an industry leader for nearly 50 years and providing Australia and New Zealand with various resilient flooring systems and solutions, Polyflor is proud to announce that their universally recognised Vinyl Sheeting and Expona Plank products in conjunction with another worldwide, leading brand for acoustic underlay's, Damtec® can now provide the industry with fully warranted and BCA compliant resilient flooring products to meet the amenity and "Impact Sound" demands of high rise residential and commercial developments as well as for aged-care facilities.

Polyflor's Vinyl sheeting and Expona products have now been tested with the specifically designed and manufactured product - DAMTEC Color 2mm acoustic underlay from Germany in accordance with the relevant ISO regulations and complied with all standards as well as the BCA - Part F5 "Sound Transmission and Insulation."

Damtec Color is a unique and exclusive, 1st grade acoustic underlay manufactured from natural raw materials, cork and rubber - obtained from the **medical industry** making it an excellent acoustic underlay to be used under resilient floors like vinyl sheeting as well as vinyl planks and providing a high level of impact sound improvement, which is becoming more common in recent times.

This specially formulated ratio of high grade rubber compound and cork also provides long-term durability and softness underfoot qualities making for a comfortable feel under the nominated floor finish for high trafficable areas.

Another significant advantage of the Damtec Color underlay is that the product is inert and possesses a plasticiser - free formation which eliminates the need for separating layer to prevent unsightly migration and discoloration in the floor finish.

The implementation of recycled natural cork ensures this product is very high in density (which is critical for direct - stick applications) as this drastically minimises the risk of undulations and/or any divots in the final floor finish under high point loads or castor wheels. In addition, the cork component also doubles up to provide superior adhesion strength qualities, as well as possessing outstanding compressive properties.

Product Data Sheet

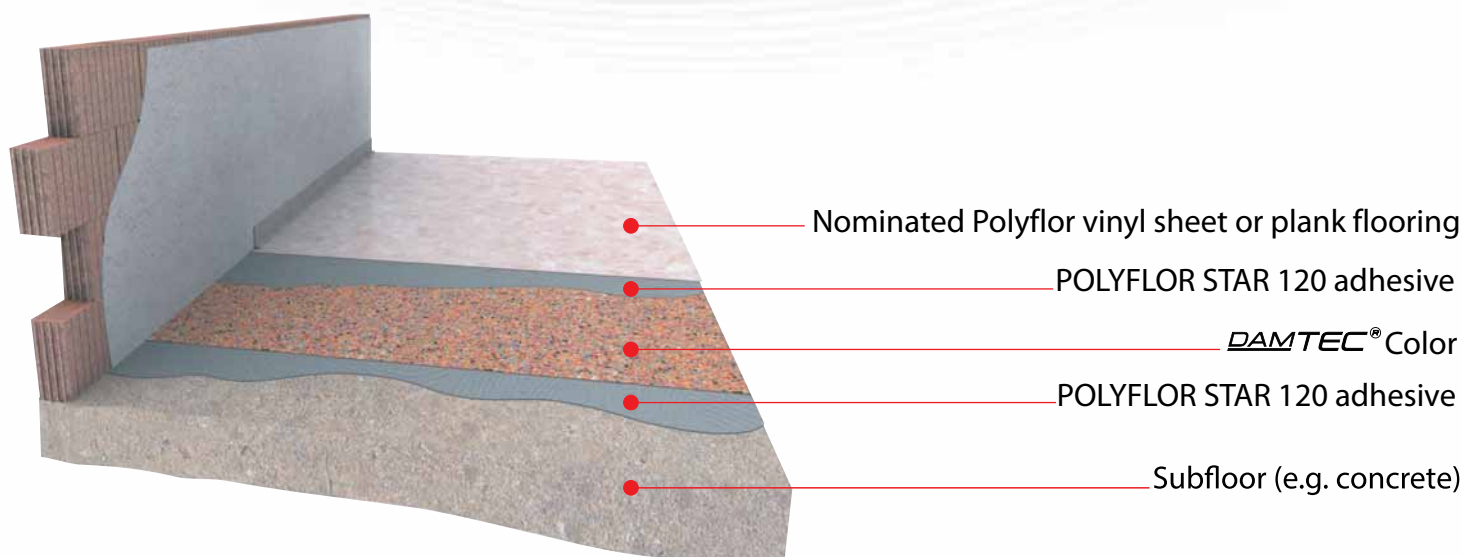
| | |
|---------------------------------|--|
| Material : | High-quality granules of recycled, medical grade rubber and cork with PU elastomer bonding agent |
| Colour : | Multicoloured |
| Surface : | Granular texture |
| Width : | 1,000mm ± 1.5% |
| Length : | ± 1.5% |
| Available thickness : | 2mm ± 0.3mm |
| Density : | Approx. 650 kg/m ³ |
| Tensile strength : | Approx. 0.5 N/mm ² (EN ISO 1798) |
| Elongation at break : | Approx. 20% (EN ISO 1798) |
| Service temperature range : | -30° C to 80° C |
| Flammability rating : | B2 (DIN 4102-1), Efl (ISO 11925/EN 13501) |
| Heat transmission coefficient : | 0.04 m ² K/W for 3mm slab (DIN 52612) |



* Note: All testing conducted on ONLY 140mm thick concrete slab with NO CEILING and in accordance with ISO 140 with results calculated in accordance with ISO 717.2 (as per B.C.A. requirements.)

| Test report No: | Floor covering | Thickness (mm) | ΔL_w | C_i | L_{nw} | L_{nw+CI} | ΔL_{lin} |
|----------------------|--|----------------|--------------|-------|----------|-------------|------------------|
| DAMTEC® Color | | | | | | | |
| 137-437-U | 2mm Homogenous - Vinyl sheet (Adhered) | 2mm | 16 | -1 | 58 | 57 | 6 |
| 137-438-U | 2mm Polysafe Range - Vinyl sheet (Adhered) | 2mm | 17 | -1 | 57 | 56 | 7 |
| 137-439-U | 2mm Heterogeneous - Vinyl sheet (Adhered) | 2mm | 16 | 0 | 57 | 57 | 6 |
| 137-440-U | 3mm LVT - Vinyl Plank/Tile (Adhered) | 2mm | 15 | -1 | 58 | 57 | 5 |
| 137-441-U | 2.5mm LVT - Vinyl Plank/Tile (Adhered) | 2mm | 16 | 0 | 57 | 57 | 6 |
| 137-442-U | 2mm LVT - Vinyl Plank/Tile (Adhered) | 2mm | 16 | 0 | 57 | 57 | 6 |

DAMTEC® "DUAL BOND" OF POLYFLOR VINYL SHEET AND PLANK FLOORING APPLICATIONS with Damtec Color Acoustic Underlay



DAMTEC® FEATURES AND BENEFITS

- Minimum effect on floor heights and threshold points.
- Manufactured using exclusive, 1st grade, recycled compound rubber from the medical industry.
- Completely inert and plasticiser free underlay.
- Manufacturer's warranty for no migration to floor finish.
- All products tested are compliant to the Building Code of Australia.
- All products are ECO friendly and certified (Including LEED certified).
- All products contain 100% recycled raw materials.
- Fully warranted & compatible floor systems.
- Outstanding long-term, compressive strength and load bearing performance.
- Superior resistance to moisture absorption and rot degradation.

Polyflor Star 120 Adhesive

FEATURES AND BENEFITS

- Excellent Relative Humidity (RH) resistance 75% and falling (ASTM F2170)
- Spreads easily with excellent coverage rates
- Aggressive grab
- VOC compliant
- Water based
- Excellent ageing resistance
- Coverage - Using V1 - Trowel - 4.5-5m² per litre
- Shelf Life - 12 months in unopened container at 20 C
- Dual Bond - 1 adhesive system

1. SUBSTRATE PREPARATION

1. All surfaces shall be dry, sound and smooth, free of wax, grease, paint, old adhesive, dust and dirt. Uneven or damaged floors should be repaired with an engineered cement leveling compound.
2. Substrate must conform to AS 1884 - 2012.
3. New concrete sub-floors must be completely cured. Always ensure that concrete sub-floors are free from laitance (fryable surface), curing compounds and bond breakers. If the above materials are apparent they must be mechanically removed and the sub-floor must be made good before applying the adhesive. Burnished concrete sub-floors must be ground back to allow for sufficient adhesion to the sub-floor.
4. It is recommended that highly porous timber or concrete sub-floor surfaces be primed with an acrylic primer and allowed to cure before applying adhesive.



5. All sub-floors should be tested for relative humidity with an accurate testing apparatus. The relative humidity of the sub-floor should be no greater than 75% (as per ASTM F2170). If the sub-floor is above the acceptable limits, a suitable moisture barrier system should be applied to the sub-floor and allowed to cure, prior to the application of this adhesive.
6. The pH range of concrete sub-floor must be between 7-9. If the pH falls outside of this range, the sub-floor must be remediated as so it remains at a constant pH of between 7-9, prior to the application of the adhesive.
7. All sub-floors should be in accordance with current Australian Standard installation practices.

2. STORAGE / PREPARATION – of DAMTEC® acoustic underlay

The DAMTEC® acoustic underlay rolls should be stored horizontally and in dry area at constant temperature.

Roll out, loose lay and butt join the underlay ensuring that it is slightly larger than the surface to be covered. Loose lay the underlay perpendicular to the subsequent installation direction of the floor finish.

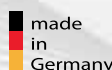
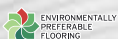
Leave the underlay in place for a minimum of 12 hours.

This initial process is vital, as it allows for dimensional relaxation and temperature equilibration to the rooms characteristics.

At the edges, near vertical components like walls, ensure you have at least 50mm extra material running up the walls to allow for a tight cut in after the relaxation period.



POLYFLOR ACCREDITATIONS:



DAMTEC ACCREDITATIONS:



3. INSTALLATION - Adhering DAMTEC® acoustic underlay to substrate.

Once the relaxation period has ended and prior to adhering, cut all excess acoustic underlay to the exact dimensions of the surface to be covered with a straight-edge and sharp stanley knife.

Pull back the DAMTEC® acoustic underlay to about halfway and observing the adhesive manufacturers' data and installation sheets apply an even coat of adhesive, to a manageable area using V1 trowel.) Pick up the underlay and very carefully lay the Damtec® acoustic underlay into the wet Polyflor star 120 adhesive.



Move to the opposite side and carry out the same process. Once the first strip is complete, move onto the next, adjacent strip ensuring and checking that each strip is tightly butt-joined with no overlaps and NO GAPS. Immediately roll the underlay with a medium weight 45kg stand up roller prior to the adhesive curing. Roll the entire floor in both directions to ensure optimum adhesive transference.

It is advised that you begin the bonding of the DAMTEC® acoustic underlay from the furthest point of the room and work back towards the entry, hence minimising the need to step on the installation once completed.

Allow appropriate time for temperature equilibration of adhesive and floor finish materials as specified by the respective manufacturers' instructions.

4. BONDING OF THE APPROVED LVT/P TO THE DAMTEC® ACOUSTIC UNDERLAY

Apply an even coat of adhesive to the underlay with a V1 trowel.

Install the approved Polyflor LVT/P into the wet adhesive, as per Polyflor's installation guidelines.

Roll the floor covering with a minimum 45kg roller to ensure adequate transference of adhesive takes place, between the underlay and the floor covering backing.

Keep all traffic off the finishing floor for 48 to 72 hours.

Do not wet the floor seven (7) days after the installation.

Ensure the environment is maintained for 24hrs prior and 48hrs after installation.

No foot traffic for 24 hours after installation.

POLYFLOR ACCREDITATIONS:



DAMTEC ACCREDITATIONS:

WARNING

Do not use the adhesive in excessive hot or cold conditions, i.e. below 10°C or above 28°C.

'This adhesive will not stand up to hydrostatic pressure or capillary action.

Do not allow the adhesive to skin over/dry prior to the installation of the underlay or floor covering - always install into wet adhesive.

Always make sure that there is adequate ventilation when using this adhesive.

If in doubt regarding the suitability of this adhesive contact the manufacturer.

5. CLEAN UP

Remove excess adhesive whilst still wet with water.

Cured adhesive on tools may be removed with cleaning solvents with care.

STORAGE

The adhesive may be stored for twelve months under cover, in unopened sealed containers and at 20°C

Do not allow adhesive to freeze during storage. The adhesive is unaffected by freezing when dry.

NOTES:

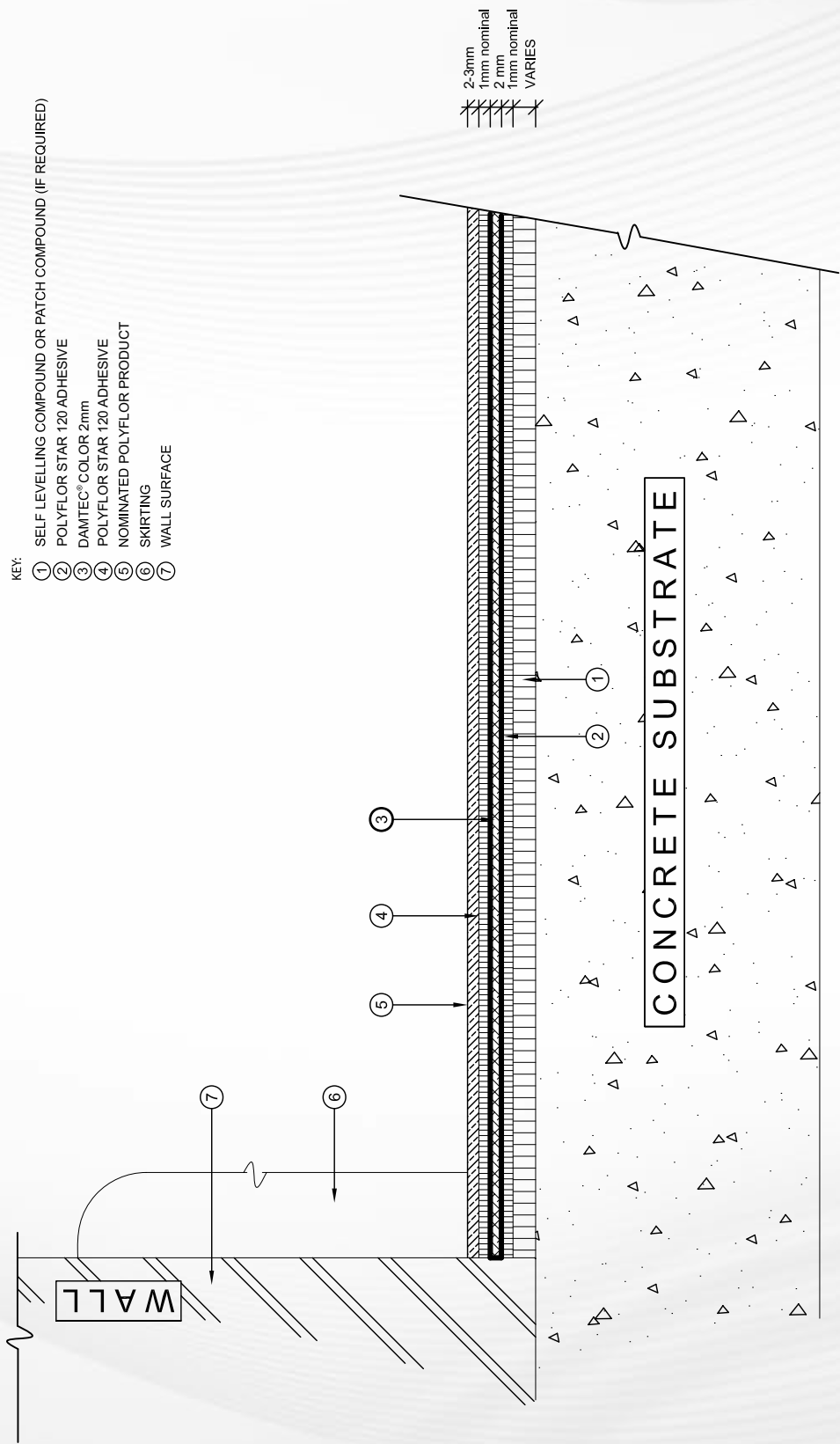
- 1) Refer to DAMTEC® Cross-sectional drawings for additional information with respect to your particular application.
- 2) Please consult your Polyflor representative to recommend the appropriate adhesives with your nominated floor system.

Using DAMTEC® acoustic underlays under castor wheel applications.

Castor behaviour and impression on floor finishes can change in accordance with the acoustic underlay used.


Only use underlays approved by the floor manufacturer. Prior to any installation work, carefully read and observe the usage instructions and installation guidelines of the adhesive and floor finish manufacturers. In case of doubt, please contact the manufacturer's engineering department for advice.

DISCLAIMER: The general information provided is based on commonly accepted installation practises for acoustic underlay flooring products. The information is not intended to constitute expert advice. To suit your specific site conditions, it is recommended to seek further advice on your application with technical staff prior to use. Damtec® Australasia shall not be liable for incidental and/or consequential damages directly or indirectly sustained, nor any loss caused by not complying with relevant industry/product standards and improper use of any Damtec® products. Due to varying construction methods, any other circumstances not stated above should be brought to the attention of Damtec® Australasia for review. For suitability to the prevailing site conditions, it is advised that you consult with a certified and industry accredited acoustic consultant and conduct on-site testing for verification of performance as results may vary.



XSEC11_220110CV

DISCLAIMER: THE INFORMATION PROVIDED IS INTENDED ONLY AS A SUMMARY AND GENERAL OVERVIEW ON MATTERS OF INTEREST. THE INFORMATION IS NOT INTENDED TO BE COMPREHENSIVE NOR DOES IT CONSTITUTE EXPERT ADVICE. IT IS RECOMMENDED TO SEEK ADVICE ON YOUR APPLICATION WITH TECHNICAL STAFF PRIOR TO USE. DAMTEC® AUSTRALASIA SHALL NOT BE LIABLE FOR INCIDENTAL AND CONSEQUENTIAL DAMAGES DIRECTLY OR INDIRECTLY SUSTAINED, NOR ANY LOSS CAUSED BY NOT COMPLYING WITH RELEVANT INDUSTRY STANDARDS AND IMPROPER USE OF ANY DAMTEC® PRODUCTS.



DAMTEC[®] ACOUSTIC UNDERLAY
PROVIDING YOU PEACE AND QUIET

1. Identification of the substance/preparation**1.1. Name of product:**

DAMTEC products

1.2. Manufacturer/distributor

Gummiwerk Kraiburg Relastec GmbH
Fuchsberger Straße 4
D -29410 Salzwedel

1.3. Advice

Telefon +49 (0) 3901 8304-0
Fax +49 (0) 3901 423557

2. Composition/information on ingredients**2.1. Chemical characterization**

High specified rubber granules bound on recycling basis, partial with supplements, like cork granules or PU foam with PU elastomer.

2.2. Additional advice

Application: floor sound underlay

3. Special hazards information for man and environment

Not classified as dangerous preparation according to Directive 1999/45/EC.

4. First aid measures**4.1. In case of eye contact**

In case of contact with eyes rinse with plenty of water carefully. In the event of persistent symptoms seek medical treatment.

4.2. In case of ingestion Consult doctor if feeling unwell.**5. Firefighting measures****5.1. Suitable extinguishing material**

Foam
Dry fire-extinguishing substances
ABC powder
Water spray jet

5.2. Special exposure hazards arising from the substances, combustible products or resulting gases

Fire gas organic materials has to be classed invariably as respiration poison.

5.3. Special protective equipment for firefighters

Use breathing apparatus with independent air supply. Firefighting operations, rescue and clearing work under effect of combustion and smoulder gases just may be done with breathing apparatus.

5.4. Additional information

Burns down under strong soot production.
Breathing apparatus
Fire residues and contaminated firefighting water be disposed of in accordance with the local regulations.

6. Accidental release measures**6.1. Personal precautions**

No special measures necessarily.

6.2. Methods for cleaning up/taking up

Take up mechanically and send for disposal.

7. Handling and storage**7.1. Advice on safe handling**

No special measures necessary if used correctly.

7.2. Advice on protection against fire and explosion

Pay attention to general rules of internal fire prevention.

8. Exposure controls / personal protection

8.1. Skin protection

Working protection clothes

8.2. General protective measures

Avoid contact with the eyes.

8.3. Hygiene measures

Wash hands before breaks and after work.

9. Physical and chemical properties

9.1. Form: solid

9.2. Colour: various, depending on coloration

9.3. Odour: characteristic

9.4. pH value in delivery state: not applicable

9.5. Flash point: not applicable

9.6. Solubility in water: insoluble

10. Stability and reactivity

10.1. Thermal decomposition

No decomposition if suitable use.

11. Toxicological information

Experience made from practice: According to our experience and available information the product has no health-damaging effect when handled appropriately and used under the conditions foreseen by the manufacturer.

12. Ecological information

12.1. General regulation

Appropriate handling and use impede ecological problems.

13. Disposal considerations

13.1. Recommendations for the product

There are no harmonised regulations on the disposal of chemicals in the member states of the EU. In Germany, the Recycling and Waste Management Act 8 (KrW - AbfG) stipulates recycling as a requirement.

This means that a distinction must be made between "waste for recycling" and "waste for disposal". Particular aspects - in the main concerning delivery - are also governed by the Laender.

13.2. Recommendations for packing

Totally emptied packaging may be taken for recycling.

14. Transport information

14.1. Transport/further informations

No hazardous materials as defined by the prescriptions.

15. Regulatory information

15.1. Remarks for classification

The product does not require a hazard warning label in accordance with EC directives/German regulations on dangerous substances.

16. Other information

The information contained herein is based on the state of our knowledge. It characterizes the product with regard to the appropriate safety precautions. It does not represent a guarantee of the properties of the product.



FOR MORE INFORMATION

Polyflor Australia

59-65 Wedgewood Road
Hallam, VIC 3803
AUSTRALIA
Tel: 1800 777 425
Fax: 03 9215 4444
Email: sales@polyflor.com.au
Website: polyflor.com.au



DAMTEC[®]

ACOUSTIC UNDERLAY

PROVIDING YOU PEACE AND QUIET

Head Office (Vic):

Damtec Australasia Pty Ltd

30 Chaffey Street
Thomastown Vic 3074
Tel: +61 3 9462 7000
Fax: +61 3 9462 4661
Email: info@damtec.com.au

