



NATIVE

— COLLECTION —





NATIVE COLLECTION

Inspired by the natural environment of Australia, the Native Collection features 8 authentic timber designs, hand-selected by a team of interior design experts. Each plank features intricate knots and grain detailing to replicate the beauty of native Australian wood. Designed to withstand years of family living, this collection includes timeless shades which are low maintenance and easy to care for. The Native Collection is the perfect choice for a sophisticated look that incorporates nature's natural charm.





TASMANIAN BLACKBUTT

3550

The golden, honey tones of Tasmanian Blackbutt create a bright and inviting environment for the home. Intricate knots and twists add texture and detail for a statement floor that is charming and sophisticated.

Plank size:

184.2 x 1524mm



ALPINE ASH

3553

Alpine Ash adds a rustic element to the interior. Inspired by the mountainous areas of Australia, this distressed design creates a warm and cosy atmosphere with a neutral and timeless shade.

Plank size:

184.2 x 1524mm





SILVER GUM


3500

Ideal for modern interiors, the lively grain of Silver Gum complements a wide variety of decor schemes and will bring character to any home.

Plank size:

184.2 x 1524mm





QUEENSLAND DRIFTWOOD

3510

Add a touch of elegance to your home with Queensland Driftwood. This refined, grey design has a contemporary feel and can be paired with a wide range of colour palettes.

Plank size:

184.2 x 1524mm





JARRAH

3540

The uniquely warm tones of Jarrah are rich and vibrant. Paired with knots and intricate grain details, this floor is striking and bold. This bright design creates a lively base for any interior style.

Plank size:

184.2 x 1524mm





MARRI

3530

Marri combines warm tones with a thick grain, resulting in an expressive design that will add personality to the interior. The intricate detailing creates a sense of luxury and class.

Plank size:

184.2 x 1524mm





SMOKED GUM

3520

Dark and contemporary, the rich tones of Smoked Gum add definition to any interior. This complex shade is timeless and ideal for both modern and traditional tastes.

Plank size:

184.2 x 1524mm





BLACK CAVIAR

3554

The dark tones of Black Caviar are both dramatic and luxurious at the same time. Make a statement with this intricate shade which will add depth and mystery to any room.

Plank size:

184.2 x 1524mm



THE COLLECTION


Beautifully engineered to authentically replicate the appearance of natural timber planks, the designs within the Native Collection may contain knots and markings typical of natural timber. Although we endeavour to ensure the colours depicted within this brochure represent the true colour of each product, we recommend you view an actual sample prior to selection.

The **R values** shown denote a ramp test result, which is an ex-factory measure of slip resistance.



TASMANIAN BLACKBUTT 3550

184.2 x 1524mm **R10**



ALPINE ASH 3553

184.2 x 1524mm **R10**



SILVER GUM 3500

184.2 x 1524mm **R10**



QUEENSLAND DRIFTWOOD 3510


184.2 x 1524mm **R10**



JARRAH 3540 184.2 x 1524mm R10



MARRI 3530 184.2 x 1524mm R10



SMOKED GUM 3520 184.2 x 1524mm R10



BLACK CAVIAR 3554 184.2 x 1524mm R10

FLOORCARE

Every design in the Native Collection features a polyurethane reinforcement (PUR) surface treatment to provide protection against everyday wear. We do however propose the following floorcare guidelines to help keep your floor looking its best.

Initial cleaning after your new floor has been installed:

- Sweep or vacuum to prevent loose dirt or grit from scratching the floor.
- Polishing your floor can be beneficial to help prevent slight surface scratches and to provide further protection.

Day to day cleaning:

- Sweep or vacuum the floor to remove loose dirt, grit or dust.
- Use clean mops and neutral cleaning solutions to regularly clean your floor.
Contact Polyflor for details of approved maintenance products.
- Dilute the floor cleanser to the manufacturer's instructions.
- Mop the floor evenly.
- Collect any excess liquid in a mop bucket.
- Rinse the floor with clean water and allow to dry.

Regular cleaning is more beneficial to the floor covering and is more cost effective than occasional heavy cleaning.

DO:

- ✓ Install barrier mats at entrances to pick up grit and moisture.
(Please note, some rubber-backed mats may discolour the floor)
- ✓ Ensure your furniture is fitted with protective pads where necessary to prevent scratches.
- ✓ Use protective cups under heavy furniture to prevent indentation.
- ✓ Remove spillages as quickly as possible to reduce risk of staining and causing slip hazards.
- ✓ Always use clean equipment when maintaining your floor.
- ✓ Regularly trim pets claws as these can cause fine scratches.

DON'T:

- ✗ Use abrasive liquids or metal scouring pads as these can damage the floor.
- ✗ Clean the floor with solvents, caustic detergents, washing up liquids, soap powders, bleach, furniture polishes, petroleum based products, pine gels, stain removers or highly coloured products. Such products may make the floor slippery or cause permanent damage.
- ✗ Drag furniture with unprotected feet across the floor.

The Native Collection does not harbour dust mites or bacteria, making it ideal for the home environment.

We recommend the use of Kiesel Adhesive.

CUSTOMER GUARANTEE

All products purchased from the range have a 15 year residential guarantee against normal wear and tear in the recommended environment, provided they have been fitted correctly and maintained in accordance with the manufacturer's instructions. In order to make a claim, customers must apply in writing indicating where their flooring was purchased and provide satisfactory proof of purchase. This guarantee only applies in the event of the visible wearing out of the decorative pattern on the surface within the 15 year residential guarantee period from the time of purchase and providing the flooring has been subject to normal usage in the recommended environment. It does not cover general misuse

and we suggest that adequate UV protection be taken against products being installed in direct sunlight as fading may occur. It is the manufacturer's recommendation that felt or Teflon pads are used for protection under chairs and other furniture which will help to prevent scratching and marring of your floor's finish. When moving any heavy objects please place a plywood panel over your vinyl floor. In the event of the manufacturers of the Native Collection accepting that a claim is valid under this guarantee, they will either repair the flooring or supply replacement flooring free of charge. In the unlikely event of the flooring no longer being in stock, flooring of equivalent quality will be provided.

TECHNICAL DETAILS

The following table details the technical specification for the Native Collection.
Should you require any further information, contact Polyflor on 1800 777 425 or email technical@polyflor.com.au

Characteristics	Standards	Native Collection
General performance	EN 649 / EN ISO 10582	Heterogeneous, PVC
Surface treatment		PUR
Total weight	EN 430 / EN ISO 23997	4290 g/m ²
Performance classification	EN 685 / EN ISO 10874	23 / 33 / 42
Gauge	EN 428 / EN ISO 24346	2.5mm
Wear layer thickness	EN 429 / EN ISO 24340	0.55mm
Packaging plank size	EN 427 / EN ISO 24342	12 @ 184.2 x 1524mm = 3.37m ²
Abrasion group	EN 660-2	T
Binder content	EN ISO 10582	Type I
Residual indentation	EN 433 / EN ISO 24343-1	Pass
Colour fastness to artificial light	EN ISO 105-B02	≥6
Behaviour to fire	AS ISO 9239.1	Meets requirements of the NCC
Slip resistance	AS 4586 App D	R10
Electrical behaviour	EN 1815	≤2kV Antistatic
Chemical resistance	EN 423 / EN ISO 26987	*
Castor chair suitability	EN 425 / ISO 4918	Yes
Underfloor heating suitability	EN 1264-2	Suitable, max 27°C
Sound reduction	ISO 10140-3	2 dB
AgBB VOC test		Very low emissions



* Resistant depending on concentration and time of exposure, in case of increased impact of oils, grease, acids, alkalis and other aggressive chemicals - please contact us.

Subject to changes for reasons of technical further development.



CARPET COURT

